

Data sheet | Item number: 221-412

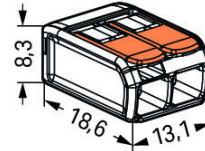
COMPACT Splicing Connector; for all conductor types; max. 4 mm²; 2-conductor; with levers; transparent housing; Surrounding air temperature: max 85°C (T85); 4,00 mm²; transparent

www.wago.com/221-412



RoHS
Compliant

BOMcheck.net



Item description

Your Benefits:

—
Subject to changes. Please also observe the further product documentation!

WAGO Pty. Ltd.
2-4 Overseas Drive
Noble Park Victoria 3174
Tel.: +61 (0)3 8791 6300 | Fax: +61 (0)3 9701 0177
Email: sales.anz@wago.com

Do you have any questions about our products?
We are always happy to take your call at +61 (0)3 8791 6300.



- Ease of use – pull the lever up, insert a conductor and push the lever back down
- Available as 2-, 3- and 5-wire connectors
- Easily terminate conductors from 0.14 to 4 mm²
- Connect solid, stranded and fine-stranded conductors
- Time savings for installers and device manufacturers
- Quickly install devices with higher levels of power consumption
- Safely install long cable runs with larger conductor cross sections
- Mounting carrier for installation conforms to standards
- Custom carriers are possible

Safety information 1:

in grounded power lines

Data**Electrical data****Ratings per IEC/EN 60664-1**

Ratings per	EN 60664
Nominal voltage (II/2)	450 V
Rated surge voltage (II/2)	4 kV
Rated current	32 A
Legend (ratings)	(II / 2) △ Overvoltage category II / Pollution degree 2

Approvals per UL 1059

Rated voltage UL (Use Group C)	600 V
Rated current UL (Use Group C)	20 A
Approvals per	UL 486C

Connection data

Connection technology	CAGE CLAMP®
Actuation type	Lever
Connectable conductor materials	Copper
Nominal cross-section	4 mm ²
Solid conductor	0,2 ... 4 mm ² / 24 ... 12 AWG
Stranded conductor	0,2 ... 4 mm ² / 24 ... 12 AWG
Fine-stranded conductor	0,14 ... 4 mm ² / 24 ... 12 AWG

Subject to changes. Please also observe the further product documentation!

WAGO Pty. Ltd.
 2-4 Overseas Drive
 Noble Park Victoria 3174
 Tel.: +61 (0)3 8791 6300 | Fax: +61 (0)3 9701 0177
 Email: sales.anz@wago.com

Do you have any questions about our products?
 We are always happy to take your call at +61 (0)3 8791 6300.



Strip length	11 mm / 0.43 inch
Total number of connection points	2
Total number of potentials	1
Wiring type	Side-entry wiring

Geometrical Data

Width	13,1 mm / 0.516 inch
Height	8,3 mm / 0.327 inch
Depth	18,6 mm / 0.732 inch

Material Data

Color	transparent
Flammability class per UL94	V2
Weight	1.7 g

Environmental Requirements

Surrounding air temperature (operation)	85 °C
Continuous operating temperature	105 °C
Temperature marking per EN 60998	T85

Commercial data

Product Group	7 (Push Wire Conn.)
Packaging type	BOX
Country of origin	DE
GTIN	4050821808435
Customs tariff number	85369010000

Approvals / Certificates

Country specific Approvals

Logo	Approval	Additional Approval Text	Certificate name
CCA	CCA DEKRA Certification B.V.	EN 60998	NTR NL- 7642
	CCA DEKRA Certification B.V.	EN 60998	71- 101731


Subject to changes. Please also observe the further product documentation!

WAGO Pty. Ltd.
2-4 Overseas Drive
Noble Park Victoria 3174
Tel.: +61 (0)3 8791 6300 | Fax: +61 (0)3 9701 0177
Email: sales.anz@wago.com



Do you have any questions about our products?
We are always happy to take your call at +61 (0)3 8791 6300.



Ship Approvals

Logo	Approval	Additional Approval Text	Certificate name
	ABS American Bureau of Shipping	-	18-HG1755093-PDA
	DNV GL Det Norske Veritas, Germanischer Lloyd	EN 60998	TAE000015T
	LR Lloyds Register	EN 60998	04/20013 (E8)

UL-Approvals

Logo	Approval	Additional Approval Text	Certificate name
	UL Underwriters Laboratories Inc.	UL 467	E201573
	UL Underwriters Laboratories Inc.	UL 486C	E69654

Counterpart

Compatible products

Mounting adapter

Item no.: 221-500

Mounting carrier; 221 Series - 4 mm²; for DIN-35 rail mounting/screw mounting; orangewww.wago.com/221-500

Subject to changes. Please also observe the further product documentation!

WAGO Pty. Ltd.
 2-4 Overseas Drive
 Noble Park Victoria 3174
 Tel.: +61 (0)3 8791 6300 | Fax: +61 (0)3 9701 0177
 Email: sales.anz@wago.com

Do you have any questions about our products?
 We are always happy to take your call at +61 (0)3 8791 6300.

**Item no.: 221-500/000-006**Mounting carrier; 221 Series - 4 mm²; for DIN-35 rail mounting/screw mounting; bluewww.wago.com/221-500/000-006**Item no.: 221-500/000-053**Mounting carrier; 221 Series - 4 mm²; for DIN-35 rail mounting/screw mounting; dark gray-yellowwww.wago.com/221-500/000-053**Item no.: 221-502**Mounting carrier; for 2-conductor terminal blocks; 221 Series - 4 mm²; for screw mounting; whitewww.wago.com/221-502**Item no.: 221-502/000-004**Mounting carrier; for 2-conductor terminal blocks; 221 Series - 4 mm²; for screw mounting; blackwww.wago.com/221-502/000-004**Item no.: 221-512**Mounting carrier; for 2-conductor terminal blocks; 221 Series - 4 mm²; with snap-in mounting foot for horizontal mounting; whitewww.wago.com/221-512**Item no.: 221-512/000-004**Mounting carrier; for 2-conductor terminal blocks; 221 Series - 4 mm²; with snap-in mounting foot for horizontal mounting; blackwww.wago.com/221-512/000-004**Item no.: 221-522**Mounting carrier; for 2-conductor terminal blocks; 221 Series - 4 mm²; with snap-in mounting foot for vertical mounting; whitewww.wago.com/221-522**Item no.: 221-522/000-004**Mounting carrier; for 2-conductor terminal blocks; 221 Series - 4 mm²; with snap-in mounting foot for vertical mounting; blackwww.wago.com/221-522/000-004**Downloads****Documentation****Additional Information**

Technical explanations

Apr 3, 2019

pdf
2.1 MB

Download

CAD/CAE-Data**CAD data**

2D/3D Models 221-412

URL

Download

CAE data

EPLAN Data Portal 221-412

URL

Download

Subject to changes. Please also observe the further product documentation!

WAGO Pty. Ltd.

2-4 Overseas Drive

Noble Park Victoria 3174

Tel.: +61 (0)3 8791 6300 | Fax: +61 (0)3 9701 0177

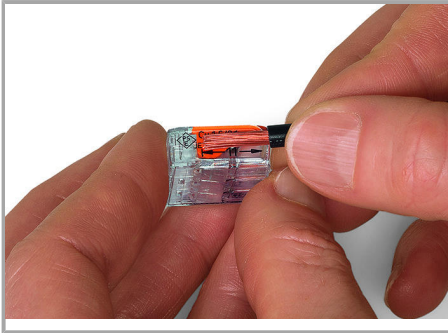
Email: sales.anz@wago.com

Do you have any questions about our products?


We are always happy to take your call at +61 (0)3 8791 6300.

Installation Notes


Conductor termination



Strip conductor to 11 mm (0.43 inch).




Termination: Lift the lever to open the clamping unit and insert a stripped conductor.




Then, lower the lever to close the clamp.

Application



Wiring fine-stranded conductors in a junction box.



Custom low-voltage lighting system




Lighting distribution in ceiling canopy



Pendant light connection in suspended ceilings

Subject to changes. Please also observe the further product documentation!



COMPACT Splicing Connectors for All
Conductor Types, 4 mm² (12 AWG), 221
Series

Subject to changes. Please also observe the further product documentation!

WAGO Pty. Ltd.
2-4 Overseas Drive
Noble Park Victoria 3174
Tel.: +61 (0)3 8791 6300 | Fax: +61 (0)3 9701 0177
Email: sales.anz@wago.com

Do you have any questions about our products?
We are always happy to take your call at +61 (0)3 8791 6300.



Compact, lever-operated splicing connectors:

Tool-free connection of up to five stripped, fine-stranded conductors from 0.14 ... 4 mm², as well as solid or stranded conductors from 0.2 ... 4 mm² (24 ... 12 AWG).

How these work:

Pull up one of the orange operating levers to open the clamping unit. Then insert the conductor and push the lever back down, flush with the connector housing.

Safety:

The specially designed rest position of the lever reliably prevents accidental unclamping of a connected conductor.

Application safety, for any type of conductor (solid, stranded, fine-stranded), is confirmed by approvals like ENEC or UL.

Subject to changes. Please also observe the further product documentation!